



DEVELOPERS

IM3® CR8 VET

FEATURES & BENEFITS

- ✓ Highest resolution 40 LP/mm theoretical, with 25 LP/mm true resolution. Which is up to double the TRUE resolution of other CR & DR Systems
- ✓ Plates sizes 0 – 6, flexible thin plates allow for easy positioning
- ✓ 2 x plate slots, providing parallel scanning for fast sequential scanning of imaging plates
- ✓ Adjustable resolutions allows for fast scanning times. Up to 4 x size 2 image plates can be read in as little as 25 seconds
- ✓ Possible to get a full mouth scan of large dog with only 6 scans
- ✓ Developed for requirements in large veterinary practices & dental clinics



Cat. Code
X8101


With its two slot scanning design, the CR 8 offers an even faster work flow than ever before!



2 x plate slots, takes all sizes, for fast sequential scanning of image plates



Touch display, patented PCS technology for excellent image quality



Automatically erases your imaging plates ready for reuse



SPECIFICATIONS

RESOLUTION	OPERATING TIME	PLATES SIZES
25 LP/mm actual (40 LP/mm theoretical)	8 sec	0 – 6 plus R3
NETWORK	WARRANTY	SOFTWARE
Single PC or Windows Server* database install with workstations PC's	2yrs	Vet Exam Pro
DIMENSIONS Height x Width x Depth	TECHNICAL SUPPORT	DICOM COMPLIANT
38 x 23 x 28 cm Weight: 8kg	✓	✓

*Windows Server 2019 or greater required




X-RAY PLATES

CR 72.0 VET & CR 8 VET SCANNING PLATES

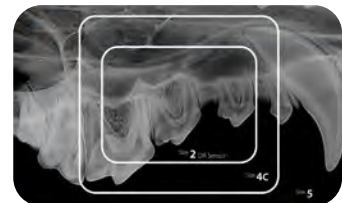
Introducing size 6, with great potential for long snouted dogs, extremities, and small exotics. Only for use with CR 8

Only at iM3 can you find the complete range of Veterinary Dental image plates, in true, and accurate sizes!



AI PLATE DETECTION

Thanks to the new IPX plates, our Vet Exam Pro software is uniquely able to identify when a plate is exposed on the wrong side and warns the user. Providing peace of mind that human error won't lead to reversed images.



Others claim our sizes but their plates are actually smaller

Veterinary Dental Plate Range

iM3 Plates are the largest range of plate shapes available to the Veterinary Dental market, and are for use specifically on iM3's CR72.0 and CR8 scanners. Size 5 intra-oral image plate are a must for canine dentistry and are exclusive to iM3.

iM3 created the R3 plate for scanning small animals such as Rabbits. This R3 plate is for use on both our CR72.0 and CR8 scanners, and are the only scanners worldwide with a scanning plate for Rabbits.

Not compatible with older systems

PLATE NO.	DIMENSIONS W X H	CAT. NO.
0	22 x 35 mm	IPXS0
1	24 x 40 mm	IPXS1
2	30 x 40 mm	IPXS2
3	27 x 54 mm	IPXS3
4C	44 x 54 mm	IPXS4C
4	57 x 76 mm	IPXS4
5	57 x 94 mm	IPXS5
6 CR 8 only	50 x 140 mm	IPXS6
R3	22 x 54 mm	IPXR3